

Quartix

A complete guide to
the Quartix mobile app



A complete guide to the Quartix mobile app

As a business owner, you have many responsibilities, some of which take you out of the office during the working day. But even when you are on the road or out at meetings, there's no reason why you can't know exactly what is going on with your drivers and your vehicles, 24/7.

The Quartix mobile app is free to all customers, on all of our plans and packages, and available for iPhone and Android devices. With it, you can see the real-time location of all your vehicles and access driver route maps and driver behaviour reports, wherever you are.

Drivers can also access their own driving style reports via the app without having access to other drivers' information. This allows them to review their driving performance at a time that is safe for them to do so.

Quartix has designed the mobile app to be simple and user friendly, but there is a lot of information available to support you in managing your fleet on-the-go.

"I use the app on my phone daily to track drivers. It allows me to improve on delivery time to the mills."

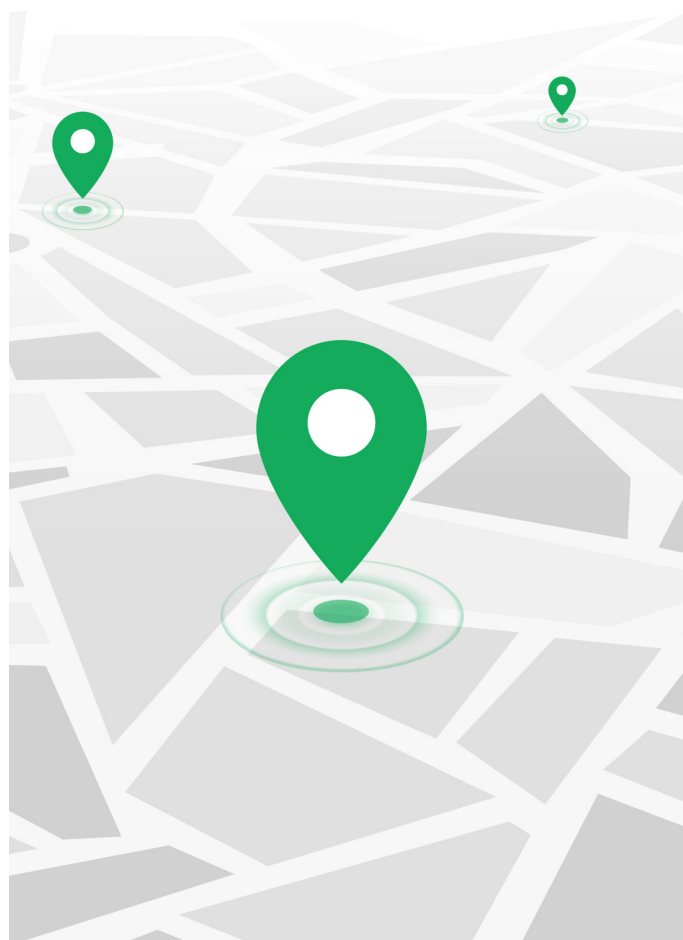
Derek Barnes

Advanced Timber Harvesters

"What I really love about Quartix is seeing our vehicles live on my mobile through the app. The majority of the time, I'm away from a computer, at the yard, getting our vehicles ready, so the Quartix mobile app is really useful. I can even be on holiday, and still keep an eye on my vehicles from abroad!"

Harry Garrett

Garratt Horsebox Hire




Logging on

To use the mobile app, you must have Quartix trackers installed in your vehicles. Once you are set up on the vehicle tracking system, you can download the app on your phone from the Apple or Googleplay stores. It costs nothing to download.

Use the same details that you use to log in to Quartix from the website.

This applies to anyone with a Quartix log in, including drivers. User accounts and configurations, such as admin permissions, are set up on the main tracking application on the website. [See our webinar on configurations for more information on this.](#)

The mobile app automatically finds your country and directs you to the app in the identified language for your area.



Live tracking on the go











Keeping tabs on your vehicles, regardless of where you are or the time of day, is one of the biggest benefits of the Quartix mobile app.

When you log into the mobile app as an admin account holder, the home screen displays a list of all your vehicles with their locations and statuses. You can return to this screen at any time by selecting “Vehicles” from the menu bar.

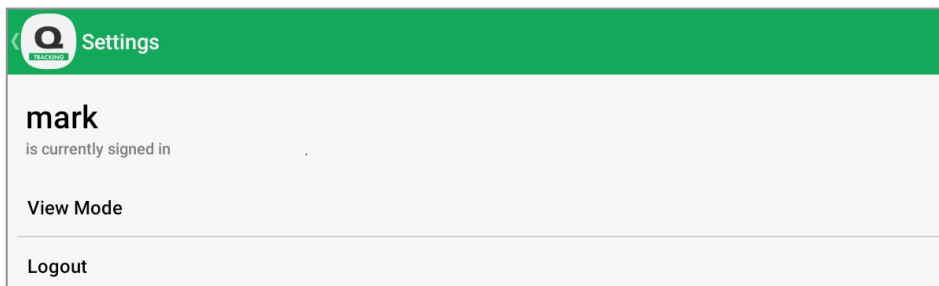
When drivers log in, they will only see the vehicles that they are configured to access. This can either be just their own vehicle or all vehicles, if they have been given that access previously, when their account was set up.

The list will show you vehicle statuses (stationary or travelling, as well as the speed and direction of travel), the addresses of their locations, and the time and date the tracking devices last reported in.


Clicking on a vehicle takes you to the current location for that vehicle, where you have access to the map view and the satellite view, as on the main tracking application. You can also select the “Live” option on the menu bar to see all vehicles on the live tracking map.

All groups/vehicles ▾	
VEHICLES	LIVE
Search	
 QTXCAM	Stationary with Ignition OFF at expressway business park, Abercrombie Road, Broomfield, HRT, Croydon, Surrey, since 19 October 10:53:24 BST.
 QTX FUH	PEUGEOT 3008 ALLURE Travelling NE at 27.3 mph on 18 October 13:55:45 BST. Braintree, Essex, ENG, United Kingdom, CO9 2SB
 QTX STM	AUDI A6 SEAN MAHER SALES Stationary with Ignition OFF at Millbank Street, SOUTHAMPTON, SO145AG since 19 October 12:02:21 BST.
 QTX64	MERCEDES SL350 - PHIL STREET Stationary with Ignition OFF at Ellis Road, MITCHAM, Surrey, CR4 4HX since 1 September 09:38:49 BST.
 QX10 SEB	MERCEDES ATEGO Stationary with Ignition OFF at Daffern Road, Exhall, COVENTRY, CV7 9BY since 17 October 15:17:06 BST.
 QX11 SIP	RENAULT MIDLUM Stationary at 3 Paper Mill End, Birmingham, West Midlands, B44 8NH, England since 5 October 08:17:41 BST. (NOTE: No data for 339 hours.)
 QX12 BNB	CITROEN BERLINGO Stationary with Ignition OFF at 3 Speedwell Rd, Whitwood, West Yorkshire, WF10 5PY, England since 26 October 10:19:10 GMT.
 QX23 JDT	JOANNE DANN Stationary with Ignition OFF at Stane Street, BILLINGSHURST, West Sussex, RH149HP since 19 October 08:35:09 BST.
 QX50 JJW	RENAULT TRAFIC Stationary with Ignition OFF at Unnamed Road, Calderdale, West Yorkshire, HD6 4JX, England since 1 February 11:06:12 GMT.
 QX50 QWR	RENAULT TRAFIC Stationary with Ignition OFF at M62, Middleton, Greater Manchester, OL10 2RB, England since 1 February 09:55:32 GMT.


The settings icon cog on the upper right side of the menu bar will let you log out or switch your view between vehicles and drivers. You can only differentiate between the two if you have Driver ID installed and set up.



By clicking on the three lines/sliders icon next to the settings cog, you can select how you wish to sort your vehicles on the Vehicles list. There are three options:



- Registration number
- Vehicle description
- Vehicle initials



"Often in the past, I would have to call or text my driver to discover his location. Now, I can simply look at the app on my phone and I know instantly where he is, which allows me to rapidly communicate an accurate delivery time to my clients."

Jon Snyder

Il Laboratorio del Gelato

Trip information

Historical tracking data is also available on the mobile app. When accessing driver logs from the mobile app, first select a vehicle from the list and then select "Trips" on the menu bar. You will see the trips for the day, unless there is no data for the current date.

You can scroll through the vehicle's trip data for other days by selecting the left or right arrows on either side of the calendar icon on the menu bar. For each trip, you will see:


- Departure and arrival times, with locations
- Data points on the map that, when tapped, give you speed and direction info

Use the calendar icon to go further back and find specific dates for that vehicle. You can access up to 12 months of data on the mobile app. To access data from dates older than this, you should contact Quartix systems support. However, that data cannot be made available through the app.

"Using the app allows me to keep up with my trucks without having to stop and set up my computer."

Gard Bell

Team West Logistics



Business vs. private miles

Many companies find it useful to mark certain trips as private, such as with the case of a driver who uses their own vehicle for business purposes. A trip that is marked “private” will still appear on your daily, weekly or monthly reports. It simply means that the mileage will be split between “business” and “private” for your accounts and records. [Read more about our privacy controls here.](#)

You can make this distinction directly from the mobile app, but only once you have changed your configurations on the website. On the website, go to Company from the Configuration menu, and select “Can override trip classification.” Then, in the User configurations for each driver/vehicle, you can decide who will be able to use this feature on the mobile app by, again, selecting “Can override trip classification.”

After this has been set up, you and your drivers can access this feature by clicking on the two-way arrow icon on the menu bar in the “Trips” tab. This will show a list of the trips that have been undertaken on the selected day. Each trip has a tick box under the “Private” column where you, or the driver themselves, can set the journey details to private.

If your drivers try to access this feature without having been given permission, a pop up will advise them to contact the account administrator.

By default trips are Business

Can override trip classification ☒

Hide travelling speed ☐

Settings

Time zone (UTC) Dublin, Edinburgh, London

Order vehicles by Registration number

Can override trip classification ☒

Hide travelling speed ☐

Depart	Arrive	Private
18/10/2021 15:50 Greville Rd, Warwick, Warwickshire, England	18/10/2021 16:01 Valley Road, Lillington, LEAMINGTON SPA, Warwickshire,	<input type="checkbox"/>
18/10/2021 16:32 Kempton Crescent, LEAMINGTON SPA, Warwickshire,	18/10/2021 16:43 Greville Rd, Warwick, Warwickshire, England	<input type="checkbox"/>
TOTALS:		All <input type="checkbox"/>
Time Travelled 00:21:40	Idle Time 00:00:00	
Distance Travelled 6.3 Miles	Average Speed 17.5 mph	

Statistics for individual trips can be seen by tapping the row

“Each of our drivers has access to the Quartix mobile app. They use the app to tell us which of their miles are private and which are business miles. It’s easily done—because we’ve set up the system so that all miles logged are private, they just log on and select which journeys were for business. We receive a report with this information and then we can reimburse the drivers for the miles they drove for company business. It’s an effective system and it’s made our mileage reports easy to manage across our fleet.”

Aaron Brooks Home Bargains

Monitoring driving performance

Being able to see how your drivers are performing on the road, even when you are not in the office, is another major benefit of using the Quartix mobile app.

You can access this information on the mobile app, if you are on our InfoPlus and Corporate plans, by clicking on a vehicle from the main list and selecting "Style" from the menu bar.

For that vehicle, you will be able to see a daily driving score, relative speed score (UK only), and acceleration and braking indexes. As with the trips, you can access driving style data for specific dates using the right and left arrows and the calendar icon on the menu bar.

The mobile app offers you a wealth of information that will help you determine how your drivers are performing, as well as offering the drivers themselves a way to self-monitor their performance.

Accessing your vehicle tracking data on-the-go puts you in better control of your fleet. The Quartix mobile app allows you to safeguard your vehicles and drivers when you are away from the office.



"We use the driver performance reports in order to identify any drivers who are particularly harsh on acceleration or braking. This has definitely helped with less wear on tyres, as well as fuel consumption."

Ian Jenkinson

General Manager, Sheffield Community Transport

"The app is really easy to use. It's so convenient and shows us everything we need at a glance."

Claire King

Aqua-King